

66939 Atto 425 Phalloidin

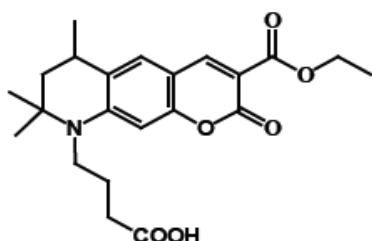
Application

Atto 425 Phalloidin is a novel fluorescent label with a coumarin structure. The dye is intended for application in the area of life science, e.g. labeling of DNA, RNA or proteins. Characteristic features of the label are strong absorption, high fluorescence quantum yield, large Stokes-shift, good photostability, and low molecular weight.

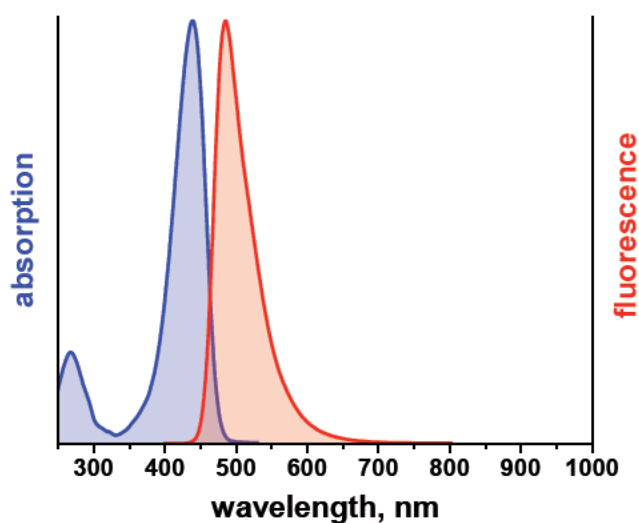
Phalloidin is a fungal toxin isolated from the poisonous mushroom *Amanita phalloides*. Its toxicity is attributed to the ability to bind F actin in liver and muscle cells. As a result of binding phalloidin, actin filaments become strongly stabilized. Phalloidin has been found to bind only to polymeric and oligomeric forms of actin, and not to monomeric actin. The dissociation constant of the actin-phalloidin complex has been determined to be on the order of 3×10^{-8} . Phalloidin differs from amanitin in rapidity of action; at high dose levels, death of mice or rats occurs within 1 or 2 hours. Fluorescent conjugates of phalloidin are used to label actin filaments for histological applications. Some structural features of phalloidin are required for the binding to actin. However, the side chain of amino acid 7 (g-d-dihydroxyleucine) is accessible for chemical modifications without appreciable loss of affinity for actin.

Product Description

MW	1171 g/mol
λ_{abs}	439 nm
ε_{max}	$4.5 \times 10^4 \text{ M}^{-1} \text{ cm}^{-1}$
λ_{fl}	485 nm
η_{fl}	90 %
τ_{fl}	3.6 ns
CF ₂₆₀	0.19
CF ₂₈₀	0.17



Optical data of the carboxy derivative (in aqueous solution)

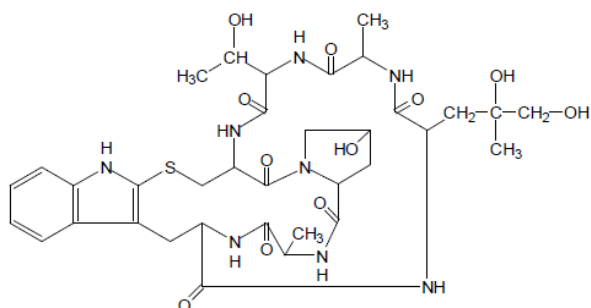


Properties of Phalloidin:

Molecular formula: $C_{35}H_{48}N_8O_{11}S$

Molecular weight: 788.9 (anhydrous)

Extinction Coefficient: $E^{1\%} = 0.597$ (295 nm in water)



Staining procedure:

We recommend solving the lyophilisate (10 nmol) in 500 μ l methanol as a stock solution.

Store the stock solution at -20 $^{\circ}$ C.

For F-actin staining add 20 - 30 μ l of the stock solution to 1 ml of the labeling buffer (PBS buffer).

Storage of Atto 425 phalloidin: protected from light at -20 $^{\circ}$ C

Precautions and Disclaimer:

This product is for R&D use only, not for drug, household, or other uses. Please consult the Material Safety Data Sheet for information regarding hazards and safe handling practices.

The vibrant M and Sigma-Aldrich are trademarks of Merck KGaA, Darmstadt, Germany or its affiliates.

Detailed information on trademarks is available via publicly accessible resources.

© 2018 Merck KGaA, Darmstadt, Germany and/or its affiliates. All Rights Reserved.

The life science business of Merck KGaA, Darmstadt, Germany operates as MilliporeSigma in the US and Canada.

