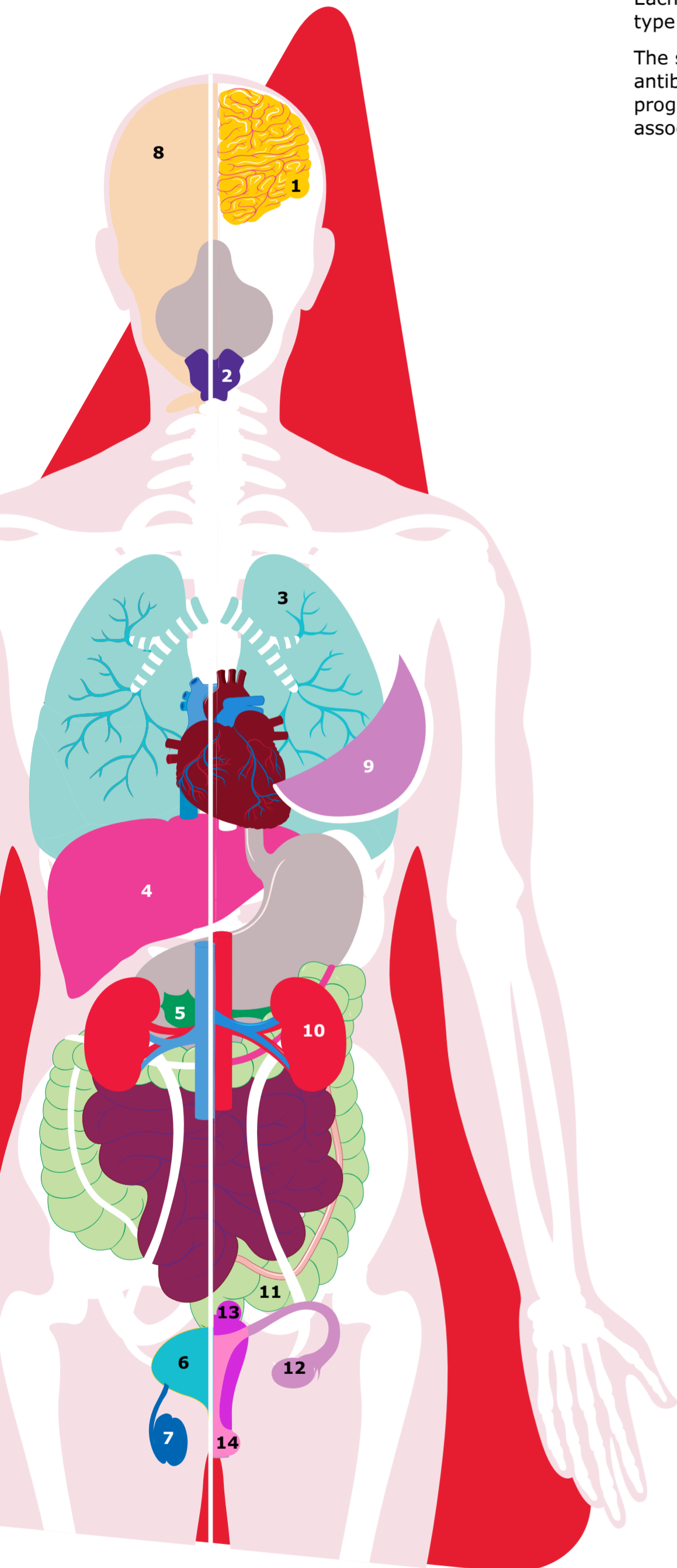


Prestige Antibodies®

Powered by **TATLAS ANTIBODIES**



Favorable, unfavorable, and non-prognostic markers for human cancers

The identification of cancer markers using primary antibodies is a widely used strategy in cancer screening and research. Tumor marker-specific antibodies can be used to detect elevated quantities of tumor markers in blood, urine, or tissue samples, for prognostic evaluation. Each tumor marker may be associated with more than one type of cancer.

The schematic summarizes a selection of monoclonal antibodies from Prestige Antibodies® classified as prognostic genes with regard to cancer type and association with *favorable* or *unfavorable* clinical outcomes.

The classifications are based according to the Pathology Atlas, part of the Human Protein Atlas (proteintlas.org).

Get easy access to all characterization data and online ordering at:

SigmaAldrich.com/prestige

1. Brain/Spinal Cord Cancer

- Anti-B3GAT1, Clone CL9499 (**AMAB91575**) *Not prognostic*
- Anti-B3GAT1, Clone CL9500 (**AMAB91576**) *Not prognostic*
- Anti-IL4I1 (**AMAB91560**) *Unfavorable*

2. Thyroid Cancer

- Anti-B3GAT1, Clone CL9499 (**AMAB91575**) *Not prognostic*
- Anti-B3GAT1, Clone CL9500 (**AMAB91576**) *Not prognostic*
- Anti-BCL2 (**AMAB91492**) *Unfavorable*

3. Lung Cancer

- Anti-PIEZO1 (**AMAB91589**) *Unfavorable*
- Anti-PLK1 (**AMAB91515**) *Unfavorable*

4. Liver Cancer

- Anti-AFP, Clone CL9766 (**AMAB91610**) *Not prognostic*
- Anti-AFP, Clone CL9772 (**AMAB91611**) *Not prognostic*
- Anti-AR (**AMAB91547**) *Favorable*
- Anti-ATG5 (**AMAB91582**) *Unfavorable*
- Anti-BAX (**AMAB91490**) *Unfavorable*
- Anti-CDK2 (**AMAB91497**) *Unfavorable*
- Anti-CDK4 (**AMAB91499**) *Unfavorable*
- Anti-FOLH1, Clone CL9089 (**AMAB91551**) *Favorable*
- Anti-FOLH1, Clone CL9091 (**AMAB91552**) *Favorable*
- Anti-GLS2, Clone CL7716 (**AMAB91483**) *Not prognostic*
- Anti-GLS2, Clone CL7721 (**AMAB91485**) *Not prognostic*
- Anti-HDAC5 (**AMAB91501**) *Unfavorable*
- Anti-KRT20 (**AMAB91564**) *Unfavorable*
- Anti-PIK3CB (**AMAB91585**) *Unfavorable*
- Anti-PLK1 (**AMAB91515**) *Unfavorable*
- Anti-SMAD2 (**AMAB91520**) *Unfavorable*
- Anti-SPAG5 (**AMAB91605**) *Unfavorable*

5. Pancreatic Cancer

- Anti-FRMD5 (**AMAB91580**) *Unfavorable*
- Anti-KRT7, Clone CL8723 (**AMAB91530**) *Unfavorable*
- Anti-KRT7, Clone CL8725 (**AMAB91531**) *Unfavorable*
- Anti-MUC1 (**AMAB91533**) *Unfavorable*
- Anti-MUC2 (**AMAB91542**) *Not prognostic*
- Anti-PIK3CB (**AMAB91585**) *Unfavorable*
- Anti-SPAG5 (**AMAB91605**) *Unfavorable*

6. Prostate Cancer

- Anti-B3GAT1, Clone CL9499 (**AMAB91575**) *Not prognostic*
- Anti-B3GAT1, Clone CL9500 (**AMAB91576**) *Not prognostic*
- Anti-KLK3, Clone CL9414 (**AMAB91567**) *Not prognostic*
- Anti-KLK3, Clone CL9422 (**AMAB91569**) *Not prognostic*
- Anti-POU5F1 (**AMAB91477**) *Favorable*

7. Testicular Cancer

- Anti-AFP, Clone CL9766 (**AMAB91610**) *Not prognostic*
- Anti-AFP, Clone CL9772 (**AMAB91611**) *Not prognostic*
- Anti-CTAG1B, Clone CL10130 (**AMAB91606**) *Not prognostic*
- Anti-CTAG1B, Clone CL10165 (**AMAB91607**) *Not prognostic*
- Anti-DDX53 (**AMAB91489**) *Not prognostic*
- Anti-NR5A1 (**AMAB91540**) *Not prognostic*

8. Head and Neck Cancer

- Anti-CDK2 (**AMAB91497**) *Unfavorable*
- Anti-IL10RA (**AMAB91503**) *Favorable*
- Anti-NR5A1 (**AMAB91540**) *Not prognostic*
- Anti-TNFRSF18 (**AMAB91487**) *Favorable*

9. Breast Cancer

- Anti-IL10RA (**AMAB91503**) *Not prognostic*
- Anti-KRT5 (**AMAB91549**) *Favorable*
- Anti-ZNF10, Clone CL9744 (**AMAB91592**) *Favorable*
- Anti-ZNF10, Clone CL9747 (**AMAB91593**) *Favorable*

10. Kidney Cancer

- Anti-AR (**AMAB91547**) *Favorable*
- Anti-ATG5 (**AMAB91582**) *Unfavorable*
- Anti-BCL2 (**AMAB91492**) *Favorable*
- Anti-CDK2 (**AMAB91497**) *Unfavorable*
- Anti-CDK4 (**AMAB91499**) *Unfavorable*
- Anti-CHEK2 (**AMAB91570**) *Unfavorable*
- Anti-FOLH1 (**AMAB91551**) *Unfavorable*
- Anti-GATA3 (**AMAB91525**) *Unfavorable*
- Anti-HDAC5 (**AMAB91501**) *Favorable*
- Anti-IL10RA (**AMAB91503**) *Unfavorable*
- Anti-IL4I1 (**AMAB91560**) *Unfavorable*
- Anti-KRT20 (**AMAB91564**) *Unfavorable*
- Anti-KRT7 (**AMAB91530**) *Favorable*
- Anti-MTOR (**AMAB91508**) *Favorable*
- Anti-MYO10 (**AMAB91554**) *Favorable*
- Anti-NFKB2 (**AMAB91511**) *Unfavorable*
- Anti-PIEZO1 (**AMAB91589**) *Unfavorable*
- Anti-PLK1 (**AMAB91515**) *Unfavorable*
- Anti-PROM1 (**AMAB91494**) *Favorable*
- Anti-SAA1 (**AMAB91543**) *Unfavorable*
- Anti-SETD2 (**AMAB91603**) *Favorable*
- Anti-SMAD4 (**AMAB91594**) *Favorable*
- Anti-SPAG5 (**AMAB91605**) *Unfavorable*
- Anti-TNFRSF18 (**AMAB91487**) *Unfavorable*

11. Colorectal Cancer

- Anti-AMACR, Clone CL9360 (**AMAB91561**) *Favorable*
- Anti-AMACR, Clone CL9362 (**AMAB91562**) *Favorable*
- Anti-MUC2 (**AMAB91542**) *Not prognostic*
- Anti-MUC5AC (**AMAB91539**) *Not prognostic*
- Anti-NFKB2 (**AMAB91511**) *Unfavorable*

12. Ovarian Cancer

- Anti-CTAG1B, Clone CL10130 (**AMAB91606**) *Not prognostic*
- Anti-CTAG1B, Clone CL10165 (**AMAB91607**) *Not prognostic*
- Anti-FGF18 (**AMAB91480**) *Not prognostic*
- Anti-KRT7, Clone CL8723 (**AMAB91530**) *Unfavorable*
- Anti-KRT7, Clone CL8725 (**AMAB91531**) *Unfavorable*
- Anti-NR5A1 (**AMAB91540**) *Not prognostic*
- Anti-PIEZO1 (**AMAB91589**) *Unfavorable*


13. Endometrial Cancer

- Anti-PAX2 (**AMAB91573**) *Unfavorable*
- Anti-PGR (**AMAB91529**) *Favorable*
- Anti-SCGB2A2 (**AMAB91536**) *Favorable*
- Anti-TNFRSF18 (**AMAB91487**) *Favorable*

14. Cervical Cancer

- Anti-BCL2 (**AMAB91492**) *Favorable*
- Anti-HDAC5 (**AMAB91501**) *Favorable*
- Anti-MYO10, Clone CL8994 (**AMAB91554**) *Unfavorable*
- Anti-MYO10, Clone CL9025 (**AMAB91557**) *Unfavorable*
- Anti-MYO10, Clone CL9032 (**AMAB91558**) *Unfavorable*

**For Research Use Only.
Not For Use In Diagnostic Procedures**



The Life Science business of Merck operates as MilliporeSigma in the U.S. and Canada.

© 2023 Merck KGaA, Darmstadt, Germany and/or its affiliates. All Rights Reserved. Merck, the vibrant M, Sigma-Aldrich, and Prestige Antibodies are trademarks of Merck KGaA, Darmstadt, Germany or its affiliates. All other trademarks are the property of their respective owners. Detailed information on trademarks is available via publicly accessible resources. 40095_06/2023

To place an order or receive technical assistance

Order/Customer Service:

SigmaAldrich.com/order

Technical Service:

SigmaAldrich.com/techservice

Safety-related Information:

SigmaAldrich.com/safetycenter

Merck KGaA

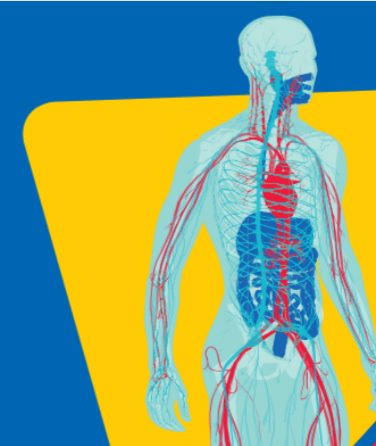
Frankfurter Strasse 250

64293 Darmstadt, Germany

SigmaAldrich.com

PromoCell® Human Primary Cells

- Physiologically relevant
- Ethically sourced
- Donor-characteristic documentation



Sigma-Aldrich
Lab & Production Materials